

Manufacturer's Certification For Compliance with American Recovery and Reinvestment Tax Act of 2009

Purpose of This Document

This Certification Document is intended to provide consumers and contractors installing LLumar® window films with information regarding product qualification for federal tax credits under the American Recovery and Reinvestment Tax Act of 2009 (ARRA) for energy efficiency purposes.

Name and Address of Manufacturer

CPFilms, Inc.
4210 The Great Road
Fieldale, Virginia 24089
(276) 627-3000
www.cpfilms.com

Identification of Component

LLumar® solar-control window films - used as an insulation material or system primarily designed to reduce heat loss or heat gain in a home.

Components Qualifying for Federal Tax Credits under the ARRA.

See page 4 for a list of LLumar solar-control window films that qualify as Eligible Building Envelope Components for various window, skylight, and door glass types and climate zones.

Instructions

1. For each existing window, skylight, or door under consideration, identify the glass type as either: (a) Single Pane Clear or Tinted, (b) Dual Pane Clear or Tinted, (c) Dual Pane Low-e Clear or Tinted, or (d) Dual Pane Solar-Control Low-E Clear or Tinted.
2. Determine your climate zone from the map on page 3. If you have questions about your climate zone, see the list of climate zones by state/county listed at www.windowfilmtaxcredit.com
3. Use the table on page 4 to determine qualifying products for the combination of window type and climate zones determined above.

For window film installation companies:

How to determine if dual pane clear, dual pane low-e clear, or dual pane solar-control low-e clear, for windows that appear to be clear glass:

1. Take a BTU meter (ACT 1400 or ACT 1415) reading outdoors on a clear sunny day on an exposure facing the sun. Move the BTU meter until you obtain a maximum reading. This is Reading 1.
2. Take a BTU meter reading indoors on the same day, on the same exposure, approximately 1 foot from the window. Move the BTU meter until you obtain a maximum reading. This is Reading 2.

Note Value of Reading 1 divided by Reading 2.

If this Value is greater than 0.74, use dual pane clear.

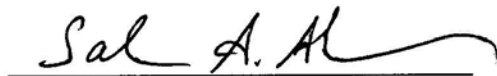
If this Value is between 0.68 and 0.73, use dual pane low-e clear.

If this Value is less than 0.68, use dual pane solar-control low-e clear.

Other Notes

1. Qualifying products can only be applied to windows, skylights, or door windows with wood or vinyl frames only. Windows with aluminum frames do not qualify.
2. Dual Pane Clear or Tinted includes single pane glass with an interior or exterior storm pane of glass. Again, entire window and storm window must be composed of wood or vinyl frames, no metal frames allowed.
3. The presence or absence of dividers, screens, exterior or interior shading devices (blinds, shades, curtains, etc.), shading from trees, bushes, adjacent buildings or homes, etc. or shading from overhangs does not affect qualification status.
4. The compass orientation of windows, doors, or skylights also does not affect qualification status.
5. Please check back on this site (www.windowfilmtaxcredit.com) periodically for new qualifying product updates and on the links that may be accessed from this site for tax credit updates.
6. The inclusion of Llumar products on the tables herein does not imply any warranties. Please consult with your Llumar dealer for complete warranty information.
7. Use of solar-control safety film versions of the qualifying films listed is permissible. For example, if R20 SR CDF qualifies for a particular glass type, then R20 SR PS8 qualifies as well.

Under penalty of perjury, I declare that I have examined this certification, and to the best of my knowledge and belief, the facts are true, correct, and complete.



Salvatore A. Abbate
General Manager, North America Business

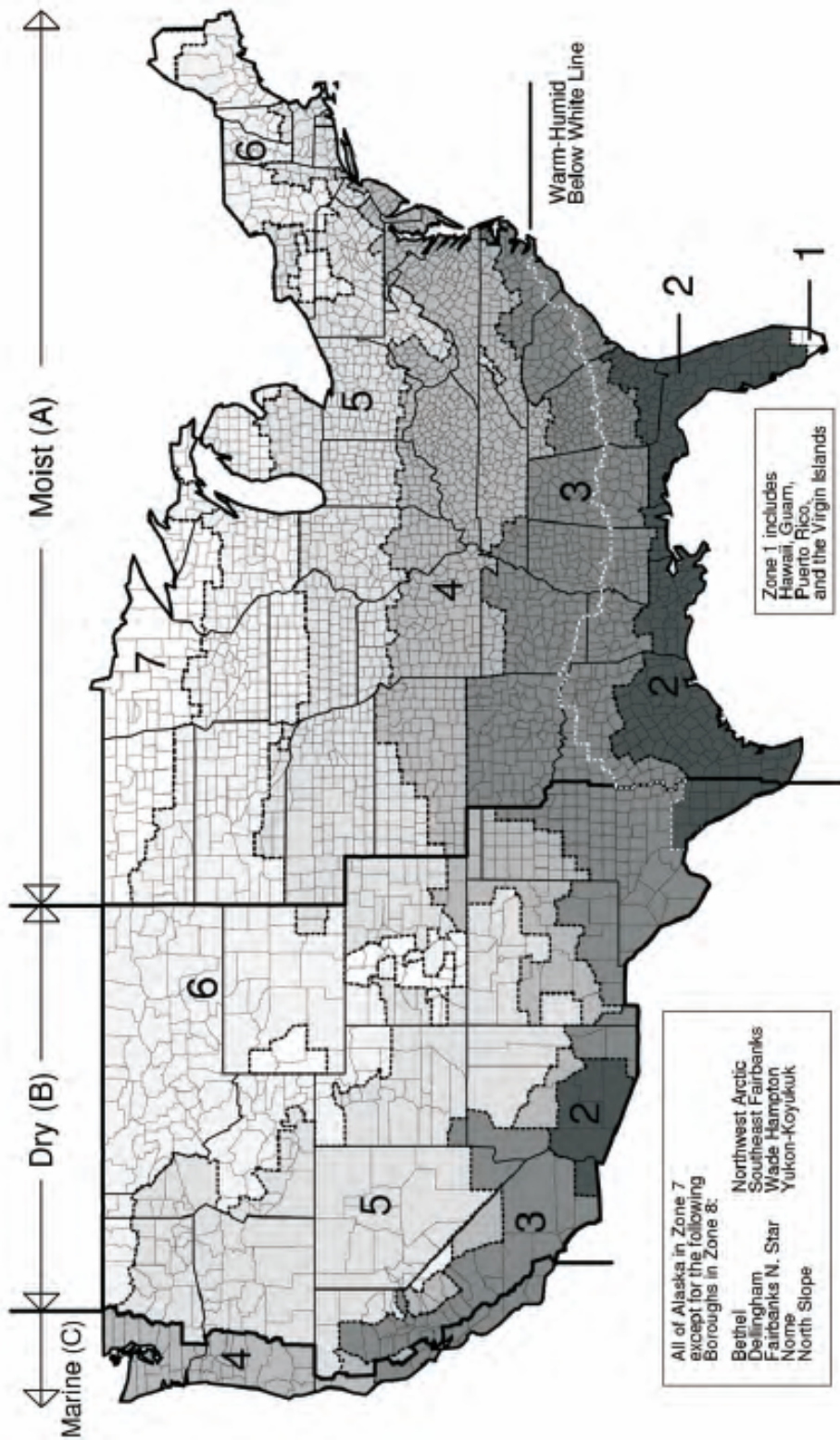






FIGURE 301.1
CLIMATE ZONES

2009 INTERNATIONAL ENERGY CONSERVATION CODE®

Qualifying LLumar Window Films by Window Type and Climate Zone

	Single Pane Clear or Tinted	Dual Pane Clear or Tinted	Dual Pane Low-e Clear or Tinted	Dual Pane Solar-Control Low-e Clear or Tinted
				
Zone 1	R20, R35, N1020B, E1220, RK20, DR15, RN07G, R15B, R15G, R15GO, PCR15BL, DL05G	R20, N1020B, E1220, RK20	E1220, RK20 R20 (window 13.5 sq ft or less in size)*	RN07G, R15B, R15G, R15BL, R15GO, PCR15BL, R20, R35, R50, DR15, DR25, DR35, E1220, DL05G, DL15B, DL15G, DL30GN, N1020, N1040, N1050, N1020B, N1035B, N1050B, RK20, LS65GN
Zones 2 - 3	No products qualify	R20, N1020B, E1220, RK20	E1220, RK20 R20 (window 13.5 sq ft or less in size)*	RN07G, R15B, R15G, R15BL, R15GO, PCR15BL, R20, R35, R50, DR15, DR25, DR35, E1220, DL05G, DL15B, DL15G, DL30GN, N1020, N1040, N1050, N1020B, N1035B, N1050B, RK20, LS65GN
Zones 4 - 8	No products qualify	No products qualify	No products qualify	RN07G, R15B, R15G, R15BL, R15GO, PCR15BL, R20, R35, R50, DR15, DR25, DR35, DR45, E1220, DL05G, DL15B, DL15G, DL30GN, N1020, N1040, N1050, N1065, N1020B, N1035B, N1050B, RK20, LS65GN, LS75GN

* size restriction only applies to LLumar R20 as indicated